

Water Savers: Worksheet 3 – Laundry

Go to www.missionh2o.com.au, click on Play and watch Intro to meet the Wilson family household, then click on the washing machine icon to visit the laundry.

Click on each of the two 'I' droplet icons in turn and listen to the tips provided by Dr Hugo von Hydro then select About Game, Game Rules and Water Facts to help you answer the Laundry questions.



1. What are Dr Hugo von Hydro's tips relating to...

(a) the percentage of water used in the laundry?

.....

(b) the type of washing machine to use to save water?

.....

(c) checking the washing before turning the washing machine on?

.....

(d) the number of times to wear your clothes?

.....

2. Why do we need to save water?

.....

.....

.....

3. How should you sort out your clothes and when should you wash them?

.....

.....

.....

4. What are the four water facts displayed in the laundry?

1.

.....

2.

.....

3.

.....

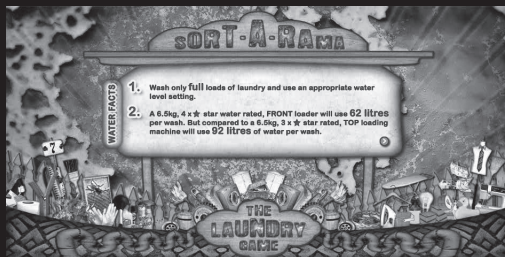


4.

.....

Water Savers: Worksheet 3 – Laundry

The Game: Sort-A-Rama

How quickly can you place the dirty clothes in the washing machine or the washing basket and the clean clothes in the cupboard? If you're quick enough you might be able to achieve the goal to fill the washing machine with dirty clothes.



Further information

For more information on how you can save water at home, work or school visit www.savewater.com.au or contact your local water provider.